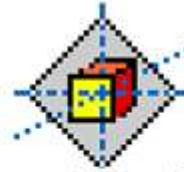


Up Coming Course

RM599

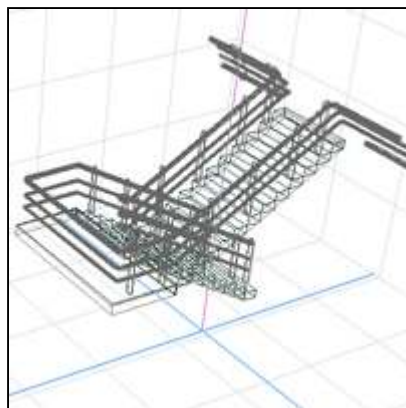
Time: 10am - 5pm
Duration: 18 Hours



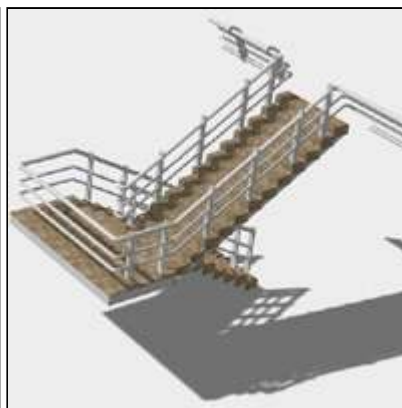
DesignWorkshop Professional

Why and for who?

" Designworkshop is a powerful, easy-to-use, low cost of ownership software tool for creating 3D Models, Walkthroughs, and Renderings, from initial sketches to polished presentations. "



Wireframe



Lightwork Rendering

The purpose of this workshop is to let you enjoy the fast, easy and creative visualization of Designworkshop. You can quickly and creatively sketch your ideas in live 3D perspective, and make your creation into real life using real time **rendering**, with **lights and texture** built in. With **LightWorks rendering** module build in, you can produces a professional anti-aliased presentation rendering of your creation. Furthermore, you can bring your audience to **walkthrough** your creation in simulation.

" Our Workshop makes your live 3D design practical today. "

For participants who registered the workshop before 25th of June, a Design Library CD, worth RM300, which contains many useful 3D home design, accessory furniture, appliances, baths, cabinet components will be given free, together with the training manual. Here are some of the components ready to be used:





What will you learn?

You will be introduced with the Designworkshop and exploring how to open an artwork, render the artwork and do walkthrough to the artwork. Followed by, exploring how to download free Designworkshop Lite from Internet and install the Designworkshop Lite onto your desktop. You will be exploring the interface and all the viewing, creating, editing, rendering, walkthrough tools in Designworkshop.

During the workshop, we provide hand-on, step-by-step instructions on how to accomplish our course objectives and "Building a Classic House" Tutorial.

At the end of the workshop, you will be introduced with the most accurate architectural rendering system called **Radiance**. Radiance software was developed by Lawrence Berkeley National Laboratory, with U.S. Department of Energy funding for lighting simulation research, the Radiance software is open-source and can be downloaded free over the Internet. Radiance itself runs primarily on Unix. You will be exploring how to integrate Designworkshop closely with Radiance.

L1: Introducing Designworkshop

- ~A Simple Modeling Environment
- ~Design-Oriented CAD
- ~Feature-based Solid Modeling
- ~Powerful Rendering
- ~Walkthrough

L2: Installing Designworkshop

- ~Intalling Designworkshop Lite
- ~Downloading Free Public 3D Library Sample files
- ~Downloading 3D Spatial Models of Great Building

L3: Interface and Tools [See What Are Covered](#)

- ~Exploring Interface
- ~Exploring Viewing Tools
- ~Exploring Selection Tools
- ~Exploring Creation Tools
- ~Exploring Overlay Tools
- ~Exploring Opening Tools
- ~Exploring Colour Tools
- ~Exploring Editing Tools
- ~Exploring Orientation Tools

L4: Key Concepts

- ~Viewing
- ~Basic Blocks, Openings, and Manipulation
- ~Positioning in 3D
- ~Power Functions

L5: Tutorial: Building a Classic House

- ~Basic Massing
- ~Front Porch
- ~Porch Steps
- ~Colors and Shadowcasting
- ~The Wallify Command
- ~Adding Openings
- ~Moving Through the Model
- ~Viewing and Rendering
- ~Details - Railings
- ~Details - Window Frames
- ~Details - Chimney

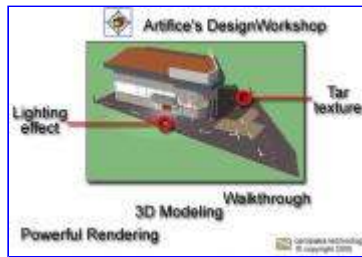
L6:Radiance

- ~Introducing Radiance
- ~Creating Rad files for Radiance
- ~RenderCity
- ~Adding Texture

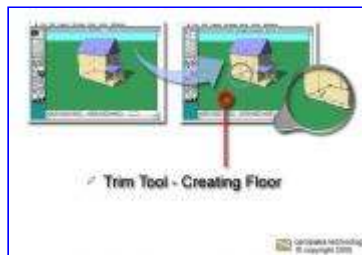
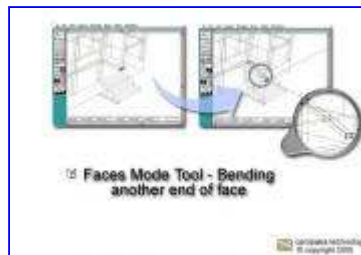
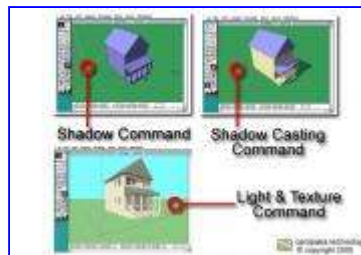
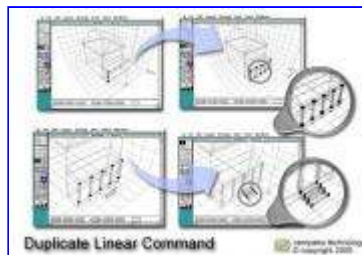
Workshop Projects

During the training, you will be doing hand-on project for drawing a classic building:

Introduction



Tools and Commands



Render



What will you receive?

For every enrolment, the participant will receive a Teaching Manual.

For participants who registered the workshop before 25th of June, a Design Library CD, worth RM300, which contains many useful 3D home design, accessory furniture, appliances, baths, cabinet components will be given free.



Pusat Latihan Komputer Cempaka
~ Your HRDC Premiere Training Provider ~

**Call Cemtech now at 06-2835955 (for Melaka Customers) or 03-80684461
(for Klang Valley Customers) to reserve a seat(s) for the above course!
All course fees are 100% claimable from PSMB-HRDF!**

Any inquiry please [click here](#). Course registration, please [click here](#).

Newsletter generated by,



Cempaka Technology Sdn Bhd

Head Office:

1-28, Jalan PM4, Plaza Mahkota,

Bandar Hilir,

75000 **Melaka**.

Tel: 06-2835955 Fax: 06-2845955

Branch:

41-3, Jalan Puteri 2/1,

Bandar Puteri Puchong,

47100 **Puchong**, Selangor.

Tel: 03-80684461 Fax: 03-

80684240

newsletter@cemtech.biz

Website: <http://www.cemtech.edu.my/>